

Introduction

In a world filled with constant hustle and bustle, safety on the roads is paramount. Whether you're a pedestrian, a cyclist, or behind the wheel, understanding and following traffic rules is crucial for preventing accidents and ensuring everyone's well-being. One powerful way to spread awareness and remind people of these important rules is through **road safety posters**. These visual aids are not just decorations; they're powerful tools that can save lives.

Road Safety Poster rules: Your Visual Guide to Safe Roads

[top 10 safety posters](#) [[industrial safety posters](#)]

Importance of Road Safety Posters

Best Road Safety Poster rules serve as visual reminders of the importance of following **road safety traffic rules**. Placed strategically in public spaces, they catch the eye and prompt individuals to pause and reflect on their behavior on the road. With compelling visuals and succinct messages, these posters have the power to influence behavior positively and reduce accidents.

Seat belt safety posters

NO SEAT BELT



NO TRIP

image credit by shutterstock.com

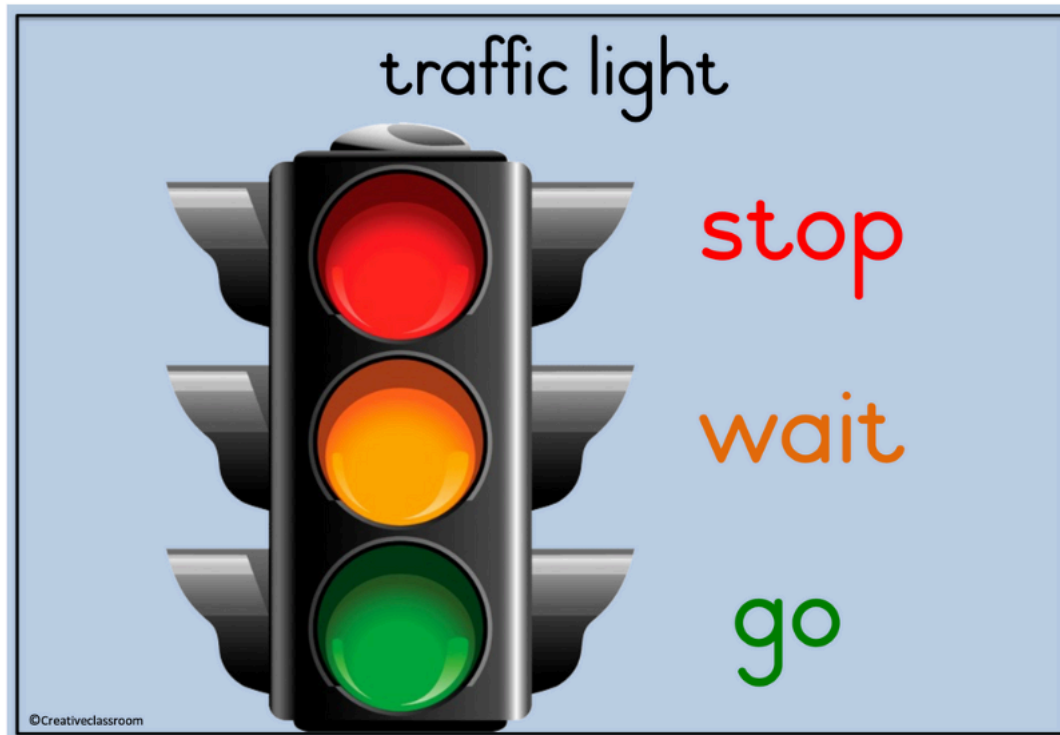
Elements of an Effective Poster

An **effective road safety poster** incorporates several key elements. Firstly, it should have a clear and concise message that is easy to understand at a glance. Visuals play a crucial role; they should be eye-catching yet relevant to the message being conveyed. Additionally, using bold colors and large fonts enhances visibility, ensuring that the poster grabs attention even from a distance.



Designing Your Road Safety Poster

When designing a **road safety poster**, simplicity is key. Avoid cluttering the poster with too much text or complicated graphics. Focus on a single, impactful message, and use visuals to support it. Incorporate symbols and icons that are universally understood to transcend language barriers.



Creative Ideas for Road Safety Poster Drawing

Get creative with your **road safety poster** by incorporating drawings or illustrations. Consider depicting common scenarios on the road, such as pedestrians crossing at a designated crosswalk or drivers wearing seat belts. Use humor or emotion to make the message memorable and relatable.



Spreading Awareness Through Posters

Placement is crucial for the effectiveness of **road safety posters**. Identify high-traffic areas such as bus stops, schools, and community centers for maximum exposure. Collaborate with local authorities or organizations to distribute posters and ensure they reach the widest audience possible.



UNDER CONSTRUCTION

www.shutterstock.com · 568585858

image credit by shutterstock.com


[top 10 safety posters \[industrial safety posters\]](#)

Making Road Safety Personal

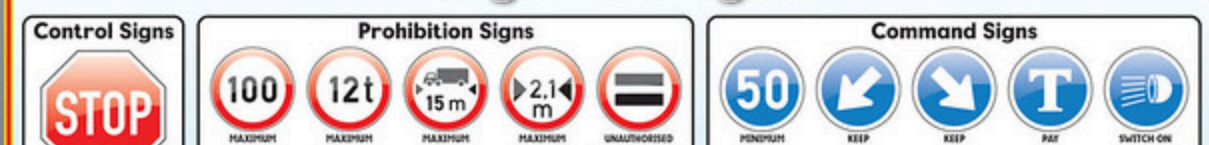
Encourage individuals to take responsibility for their safety and the safety of others on the road. Personalize the message on **road safety posters** by addressing common behaviors or attitudes that contribute to accidents. Use phrases like "Protect Yourself and Others" to evoke a sense of communal responsibility.

Road safety signs

Warning Signs



Regulation Signs



Engaging Children in Road Safety

Educating children about road safety is essential for shaping responsible behavior in the future. Create **road safety posters** specifically designed for children, using colorful visuals and simple language to convey important messages. Incorporate interactive elements such as quizzes or games to make learning fun and engaging.



Integrating Technology for Impact

Incorporate technology into **road safety posters** to enhance their impact. Interactive posters with QR codes or augmented reality features can provide additional information or simulations of road scenarios. Leverage social media platforms to spread awareness further by sharing digital versions of the posters.



Evaluating Poster Effectiveness

After distributing **road safety posters**, it's essential to evaluate their effectiveness. Gather feedback from the community and conduct surveys to assess whether the message resonated with the audience. Monitor accident statistics in the area to measure any changes in behavior following the poster campaign.

Conclusion

Road safety posters are powerful tools for promoting safe behavior on the roads. By incorporating compelling visuals and clear messages, these posters can raise awareness, influence behavior, and ultimately save lives. Remember, road safety is everyone's responsibility, so let's work together to make our roads safer for all.

FAQs (Frequently Asked Questions)

1. How can I create an effective road safety poster?

Creating an effective **road safety poster** involves conveying a clear message through compelling visuals and succinct text. Keep it simple, impactful, and relevant to your audience.

2. Where should I place road safety posters for maximum impact?

Place **road safety posters** in high-traffic areas such as schools, bus stops, and community centers. Collaborate with local authorities to ensure widespread distribution.

3. How can I engage children in road safety through posters?

Design **road safety posters** specifically for children, using colorful visuals and interactive elements to make learning fun and engaging.

4. Are digital road safety posters effective?

Yes, digital **road safety posters** can be highly effective, especially when integrated with technology such as QR codes or augmented reality features. They allow for greater interactivity and engagement.

5. How do I know if my road safety poster campaign is successful?

Evaluate the effectiveness of your **road safety posters** by gathering feedback from the community and monitoring changes in behavior or accident statistics in the area.

```
[web_stories title="true" excerpt="false" author="false" date="false" archive_link="true" archive_link_label="" circle_size="150" sharp_corners="false" image_alignment="left" number_of_columns="1" number_of_stories="5" order="DESC" orderby="post_title" view="carousel" /]
```